

**Manchester City Council  
Report for Information**

**Report to:** Economy Scrutiny Committee – 13 November 2013  
**Subject:** Overview Report  
**Report of:** Governance and Scrutiny Support Unit

---

**Summary**

This report provides the following information:

- Suggestions for the Work Programme
- Recommendations Monitor
- Key Decisions
- Items for Information – including the most recent Real Time Economy Dashboard
- Work Programme (attached as an appendix)

**Recommendation**

The Committee is invited to discuss the information provided and agree any changes to the work programme that are necessary.

**Contact Officers:**

Eleanor Fort  
Scrutiny Support Officer  
0161 234 4997  
e.fort@manchester.gov.uk

---

**Wards Affected: All**

---

**Background documents (available for public inspection):** None

## 1. Suggestions for the Work Programme

Members of the Communities Scrutiny Committee have suggested that the Economy Scrutiny Committee look into the issue of “bogus” colleges. The suggestion is:

- to find out extent of any closures in Manchester
- to determine the methodology for determining which colleges are intended as other than genuine pre-further education or pre-higher education
- to invite students who have been affected in terms of visa delays or refusals under the plans to crack down on abuse of study visas
- for example a whole masters course at one a university in Sheffield was threatened when a predominantly overseas entry were all delayed by visa issues

## 2. Monitoring Previous Recommendations

Date	Item	Recommendation	Response	Contact Officer
14 November 2012	ESC/12/27 Update on the Recommendations of the Business Start Up Task and Finish Group	To request that the Regeneration Coordinator enquire whether a member of the Committee could join or attend the meetings of the Greater Manchester Business Start Up Support Steering Group.	The following response has been provided: “The New Economy was tasked with setting up a Greater Manchester Business Start Up Steering Group, however this has not yet happened. In the absence of a Steering Group, the Economic Development Unit closely manage the contract locally and receive regular updates on the Business Start Up Programme in Manchester and Greater Manchester.”	Karin Connell, Regeneration Coordinator
14 November 2012	ESC/12/29 Update on the Manchester Business Survey Group	To request that members be provided with an explanation of main organisations working at a Greater Manchester level, the structure and their role in as simple as possible	There is a review of these structures currently taking place, and an explanation of these structures will be provided for members once this review has finished.	Karin Connell, Regeneration Coordinator

		diagrammatic form.	As of 1 October 2013, the review is still ongoing and there is no information to update the Committee with.							
<p><b>Date and Item:</b> 12 December 2012 ESC/12/34 Support for Apprenticeship Activity in Manchester  Contact officer: Angela Harrington, Interim Head of Regeneration  <b>Recommendation:</b> To request that the Interim Head of Regeneration work with the National Apprenticeship Service to regularly provide members with a list of the apprenticeship vacancies available, with a breakdown by strategic regeneration framework area.  <b>Response:</b> The following response has been provided: "The National Apprenticeship Service now provide a weekly list of live apprenticeship vacancies by parliamentary constituency. Further geographical breakdown is not available. From now on this list will be circulated to members of the Committee. The first one has been emailed to members. The following table includes the latest data on apprenticeship starts".</p>										
Region	Parliamentary Constituency	2005/06	2006/07	2007/08	2008/09	2009/10	2010/11	2011/12	2012/13	
		Full Year	Full Year	Full Year	Full Year	Full Year	Full Year	Full Year	Full Year (provisional)	
	Wythenshawe and Sale East	380	380	460	490	620	1,150	1,510	1,280	
	Manchester Central	340	290	350	410	740	1,310	1,260	1,120	
	Manchester Gorton	220	230	260	270	460	920	980	850	
	Manchester Withington	200	170	210	270	350	630	690	630	
9 January 2013	ESC/13/06 The Portas Review of High Streets	To request that the Interim Head of Regeneration approach the relevant officers in Neighbourhood Services over Manchester Markets impeding local community groups from setting up small, volunteer run markets, and report back to the Committee.		The following responses has been provided: "The Head of Regeneration has discussed this with David Lea, Director of Commercial Services, who oversees markets in the City. He has provided reassurance that the service would be supportive of volunteer run markets in the future."		Angela Harrington, Interim Head of Regeneration				
6 March	ESC/13/16	To request that the Head of		A response to this recommendation will		Dave Carter,				

2013	Digital Skills	the Manchester Digital Development Agency provide the Committee with an update on creating more capacity at MadLab, when this is available.	be reported back to a future meeting of the Committee.	Head of the Manchester Digital Development Agency
6 March 2013	ESC/13/16 Digital Skills	To request that the Interim Head of Regeneration investigate whether the Council can support groups such as Manchester Girl Geeks to access funding.	The following response has been provided: "The Economic Development Unit discussed funding requirements with Manchester Girl Geeks, and suggested they apply for NLDC (Neighbourhood Learning in Deprived Communities fund) which they did, however their bid was unsuccessful."	Angela Harrington, Head of Regeneration
6 March 2013	ESC/13/16 Digital Skills	To recommend that ward coordination carry out a mapping exercise to determine what activity related to promoting digital skills is taking place on a local level.	The following responses has been provided: "The Head of Regeneration has asked Neighbourhood Regeneration Teams to look at availability of digital skills support in their local area. A Manchester Digital Skills Strategy has recently been developed and will pick up this agenda."	Angela Harrington, Head of Regeneration
4 September 2013	ESC/13/41 Support for residents to access employment	To recommend that large retailers and employers who use zero hour contracts and mixed shifts in the city are named by the Council.	The following responses has been provided: "The Head of Regeneration is going to ask the Head of City Policy if someone in City Policy could undertake some research into zero hours contracts. The Office of National Statistics have recently consulted the Council on a pilot survey of employers on zero hour contracts, however the survey will not be able to establish sectors and	Angela Harrington, Interim Head of Regeneration / Jessica Bowles, Head of City Policy

			occupations.”	
16 October 2013	ESC/13/47 Update on Community Budgets and Troubled Families	To recirculate the information on smoking and its impact on families	This information was recirculated on 30 October 2013. If you would like a copy, please contact the Scrutiny Support Officer on e.fort@manchester.gov.uk or 0161 234 4997	Eleanor Fort, Scrutiny Support Officer
16 October 2013	ESC/13/48 The Hub – Chapter 1, the Limes	To recommend that the Council consider supporting halls for apprentices, to enable them to leave home and learn to be independent.	A response will be reported back to a future meeting of the Committee.	John Edwards, Director of Education and Skills
16 October 2013	ESC/13/49 Family Poverty Strategy Update	To request that the Director of Education and Skills provide a paragraph for the November Overview Report on what the Council is doing to encourage update of free school meals.	This was requested for this meeting of the Committee.	John Edwards, Director of Education and Skills

### 3. Key Decisions

The Council is required to publish details of key decisions that will be taken at least 28 days before the decision is due to be taken. Details of key decisions that are due to be taken are published on a monthly basis in the Register of Key Decisions.

A key decision, as defined in the Council's Constitution is an executive decision, which is likely:

- To result in the Council incurring expenditure which is, or the making of savings which are, significant having regard to the Council's budget for the service or function to which the decision relates, or
- To be significant in terms of its effects on communities living or working in an area comprising two or more wards in the area of the city.

The Council Constitution defines 'significant' as being expenditure or savings (including the loss of income or capital receipts) in excess of £500k, providing that is not more than 10% of the gross operating expenditure for any budget heading in the in the Council's Revenue Budget Book, and subject to other defined exceptions.

An extract of the most recent Register of Key Decisions, published on **1 November 2013**, containing details of the decisions under the Committee's remit is included below. This is to keep members informed of what decisions are being taken and, where appropriate, include in the work programme of the Committee.

<b>Subject Area for Decision</b>	<b>Key Decision Objective /Consultation arrangements /Point of Contact</b>	<b>Anticipated date of decision Documents to be considered</b>	<b>Decision Taker (Executive or Chief Officer)</b>
<b>CHIEF EXECUTIVE</b> West Gorton	<b>Key Decision Objective</b> To approve proposals for West Gorton <b>Documents to be considered:</b> Report <b>Contact Officer:</b> Ian Slater, Strategic Neighbourhood Lead, 234 4582	November 2013	Executive
<b>CHIEF EXECUTIVE</b> The Sharp Project (West Gorton)	<b>Key Decision Objective</b> To confirm the ERDF grant funding application decision and note next steps. <b>Documents to be considered:</b> Report to Executive 5/12/12 <b>Contact Officer:</b> Eddie Smith, Chief Executive, New East Manchester Ltd, 234 3030	November 2013	Executive

#### 4. Items for Information

---

<b>Subject</b>	Response to recommendation: 2013 ESC/13/33 Digital Strategy Update
<b>Contact Officers</b>	Jennifer Green, Head of the Digital City Strategy 0161 234 4420 j.green1@manchester.gov.uk

---

#### Summary

At its meeting in July 2013, the Committee made the following recommendation: To request that the Assistant Chief Executive provide further information on the Digital Champions, including where they are based, and an update on progress with Code Clubs at a suitable date.

#### 1. Introduction

1.1 The purpose of this paper is to update the Economy Scrutiny Committee, as requested, on progress made for the Digital City Strategy skills action plan, specifically outlining progress for the development of the Go ON Manchester programme and the increase in the number of Code Clubs in the city.

#### 2. Go ON Manchester

##### 2.1 Recruitment of Digital Champions and Go ON business partners

2.2 *Manchester is delivering a Go ON Manchester campaign (a local version of the national Go On initiative), supporting digital literacy and inclusion and encouraging residents and businesses to make the most from life online.*

2.3 Over the summer there has been a significant focus on recruitment events and a targeted approach to increase the number of Go ON Manchester business partners who can pledge their staff to volunteer as Digital Champions. We now have a network of over 2,100 Digital Champions willing to support residents across the city, with a target of 3,500 by the end of the financial year. This is an increase of over 1,200 Champions since the last report to Economy Scrutiny in July of this year.

2.4 Digital Champions offer as much or as little time as they can afford and the support they offer ranges from those that are willing to help their family members and neighbours; to those that are willing to regularly volunteer for MAES or in ICT Access centres.

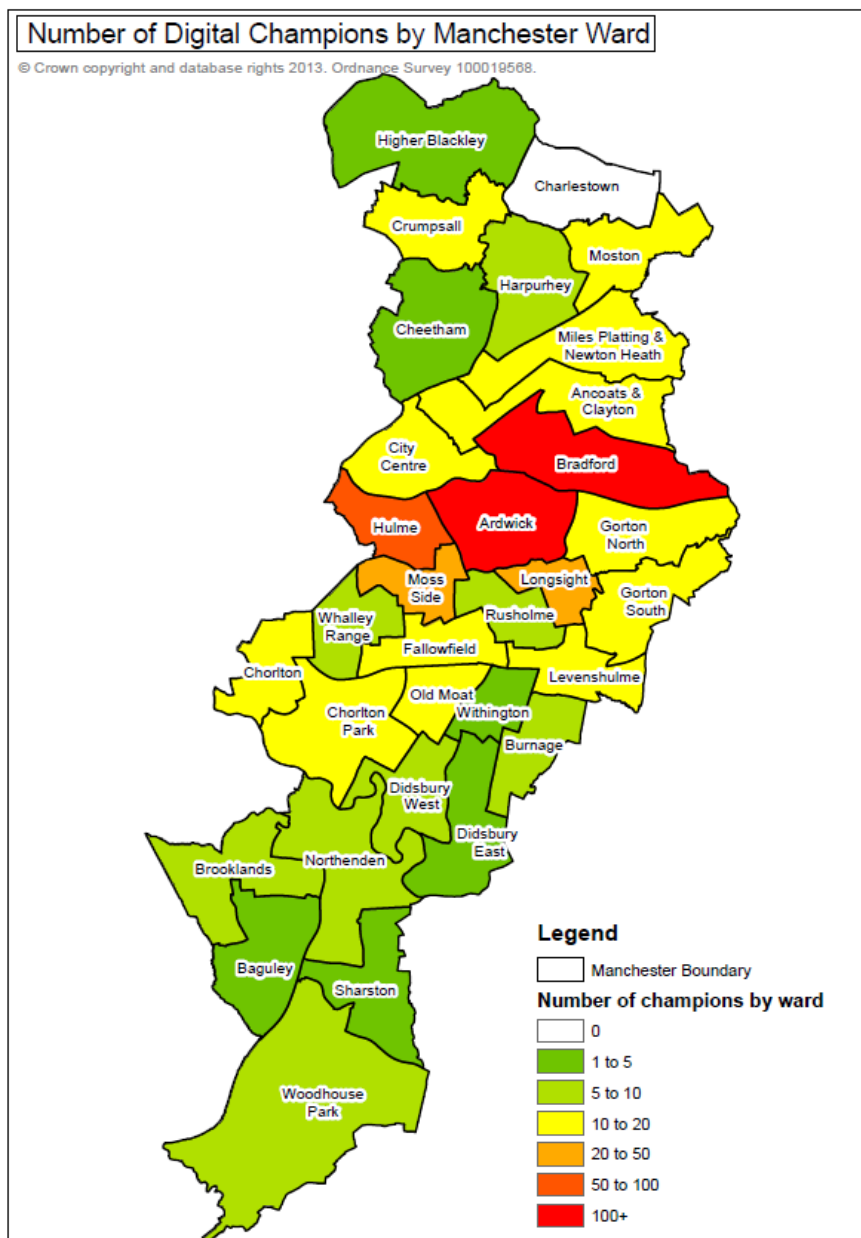
2.5 There has also been a considerable increase in the numbers of Go ON business partners, with local, national and international businesses showing Manchester's campaign their support. New business partners include: Manchester City Football Club, CodeComputerLove, Microsoft, Hyper Island, UKFast, Midshire Business Systems, Orchard Recruitment and MediaCo.

2.6 Once recruited, Digital Champions are supported by training from Manchester Adult Education Service, tips and tricks and volunteering opportunities, as well as peer to peer support on the website.

### 3.0 Geographical spread of Digital Champions

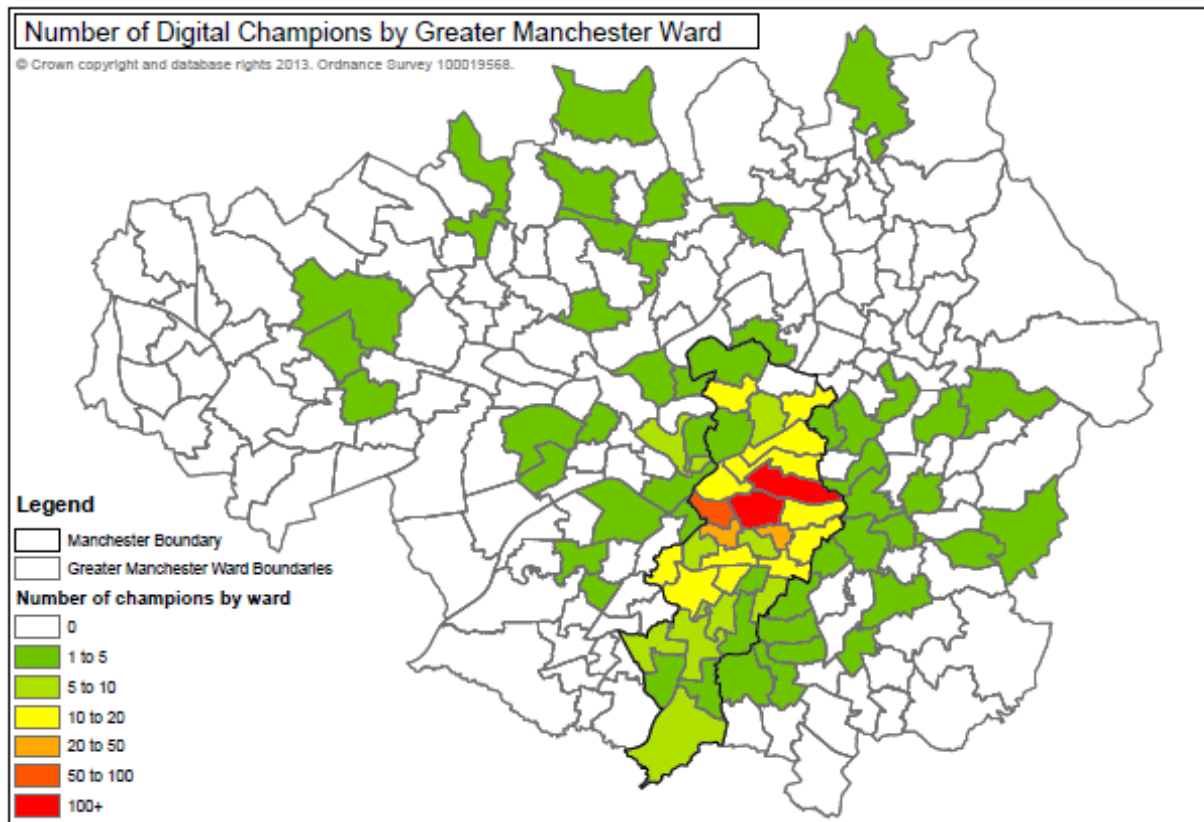
3.1 There are Digital Champions both from across the city and from across Greater Manchester. Those from outside the city are, in the main, where Champions have pledged from one of our business partners.

3.2 **Map 1:** below identifies the locations of Digital Champions by ward, for the Champions who have provided their postcode. Although there are a concentration of Digital Champions across Hulme, Ardwick and Bradford, those Champions have identified that they are willing to support people in other areas, not the area they live or work.





3.3 **Map 2:** identifies the locations of Champions outside the Manchester boundaries, willing to support Manchester residents.



#### 4.0 Digital Champion activities

4.1 When surveyed this summer, the Digital Champions were asked to identify who they are willing to offer support to and for some examples of the sort of help they have given to date. Over 58% of Champions identified that they have supported friends and family, 63% supporting community groups that have requested help, 52% helping individual residents.

4.2 There is a wide variety of support on offer, from simple support such as 'getting access to the internet', 'helping people to use a mouse and keyboard' and 'helping family with Skype and social networks' to much more involved support; examples include:

- Running a digital drop-in session for 2 hours, twice a week,
- Assisting at a web course at my local library and Ladybarn Community Centre,
- Ran a session on using Picasa (photo library and editing software),
- Cleaning machines of unwanted software and identifying what software may be required to help people achieve their aims,
- Provide help, support and training to ladies who attend my women's group. Provide support to a local charity to set up a website and electronic PAYE,
- Help people fill out claims for their benefits, print out important documents....upload documents such as CVs; and
- Ran a free seminar in Digital Marketing.

4.3 Go ON business partners have also offered other businesses support too. For example, Manchester Digital, the regional trade association for the creative digital sector, offered free tickets to their e-commerce workshop 'Cartologie Elements'; and 3 Sheep, a digital engagement agency, are running four free Go ON workshops covering the following topics:

- Creating a digital marketing strategy
- Commissioning a mobile app
- Making social media work
- Getting more from digital video marketing

4.3 Businesses are also supporting Manchester residents, for example:

- Supporting digital drop in sessions
- Providing incentive competition prizes to encourage further sign
- Providing spaces, technology and expertise for support sessions
- Providing second hand equipment where it is most needed

## **5.0 Digital Days**

5.1 'Digital Days' were developed following feedback from residents and Champions. During the Go ON bus engagement sessions, residents told us that they didn't know where to go for help or who would be able to help them. They also told us that they often felt intimidated by walking into ICT access centres and asking for support.

5.2 Digital Days were set up to offer friendly, drop-in advice in localities. They are a consistent, accessible and promoted digital skills support offer for residents in locations that have free to access PCs (ICT access centres, libraries and community centres) and are staffed by Digital Champions, business partners, library staff and MAES tutors. For the duration of the pilot's two hour sessions, the total number of volunteer hours being offered as a direct result of this campaign will have been more than 150 hours.

5.3 To date this approach has been tested in the North SRF. The pilot went live Monday 30 September for four weeks. The venues are: Manchester Miners Community and Arts Centre, The Avenue Library, North City Library, Harpurhey Neighbourhood Project, Crumpsall Library and the Whitemoss Centre.

5.4 Attendance at Digital Days is growing over the pilot period. Over 45 people have actively visited a participating centre to attend a session so far (as of 14 October 2013), with ICT Access Centres proving more popular than libraries. Attendees have been seeking assistance with anything from basic skills on how to use a computer, navigating the internet, how to shop online, search and apply for jobs or to how to set up an MCC online account. One resident was shown how to navigate the internet, was helped to set up an email address that he can access on his phone, and is now planning to purchase a laptop, all directly as a result of attendance at the drop in sessions. The next step would be to encourage those supported through Digital Days to become digital champions themselves.

5.5 Given the success of the pilot period to date and the interest shown in the previous Go ON Manchester bus approach, it is recommended that the Digital Days model is rolled out across the city in conjunction with Neighbourhood Regeneration Teams.

## 6.0 Code Clubs

6.1 Code Clubs are an after-school club for 9-11 year old, staffed by volunteers to teach kids basic coding. Code Club is a not-for-profit organisation, providing the curriculum for term time sessions. In March 2013, Economy Scrutiny committed to supporting the Code Club target of increasing the number of primary schools in the city with a club by 25% by the end of 2014. At that time, there were a total of 5 Primary School Code Clubs (3.8%) operating in the city. A further 15 schools in the city have either recently established a Code Club or are working with the Council and Manchester Schools' Alliance to secure volunteers to start a Club in the coming months. This means we are on track to achieve the 2014 target for primary schools. We also have interested High Schools, running clubs both for their primaries and their own year 7 students. Chorlton High School is the first to set up a club for their 11 year olds.

6.2 Over the summer there has been considerable activity to identify volunteers to run and support Code Clubs across the city. Manchester Metropolitan University have been heavily promoting the volunteer opportunity to their students in their School of Computing and Faculty of Education since their return in October, to date over 10 students have volunteered. They have included Code Club volunteering in their MMU Futures programme, designed to support students to enhance their employability and support their local communities. Volunteering for Code Club can help students earn points towards an MMU Futures Awards <http://www.mmu.ac.uk/students/futures/>. MMU have also offered to include volunteering for Code Clubs as part of the curriculum for the new BSc (Hons) Advanced Games Design course from September 2014. The University of Manchester have been promoting the volunteering opportunities to their students too.

6.3 Manchester Digital have offered to support the identification of volunteers from the Creative Digital sector as part of their schools programme – encouraging their members to commit time and resource to working more closely with schools and the development of the talent pipeline. They are in the process of developing fundraising activity to support the growth of Code Clubs in the city. Other businesses in the city have expressed an interest in supporting Code Clubs and work is taking place to identify how best to take this forward.

6.4 Code Clubs have been impressed by the approach Manchester has taken to increase the numbers of Clubs – stating that we have been delivering their growth programme for them – and have asked the Council to join an official partnership. The partnership consists of Manchester based universities, businesses and the Council. The partnership will coordinate activity in the city, ensure that businesses are celebrated for their support and offer opportunities to students to improve their employability. All activities that Manchester has already undertaken. The only difference is that business partners will be asked to make a small financial

contribution to the partnership to support the organisation and curriculum development for Code Clubs. Oldham College has also asked to join the partnership.

## **7.0 Next steps**

7.1 Go ON Manchester – the focus of development for Go ON is the ongoing recruitment of volunteers to meet the target of 3,500 and the development and roll out of Digital Days across the rest of the city.

7.2 Code Clubs – to develop the formal partnership with Code Clubs, continuing to identify volunteers to support Manchester schools with their own Code Club.

---

The June Real Time Economy Dashboard is included below for information.



MANCHESTER  
CITY COUNCIL

# **Manchester City Council Real Time Economy Dashboard October 2013**

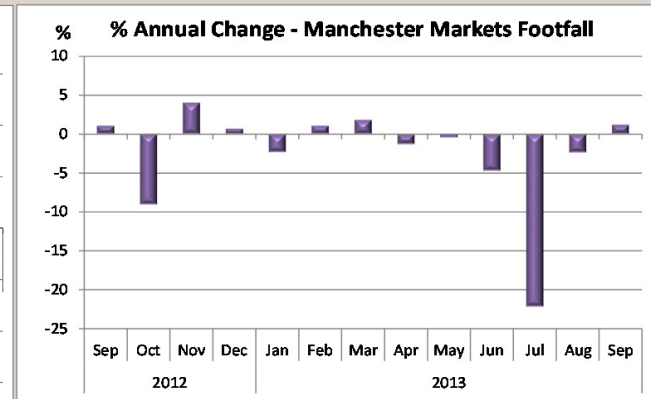
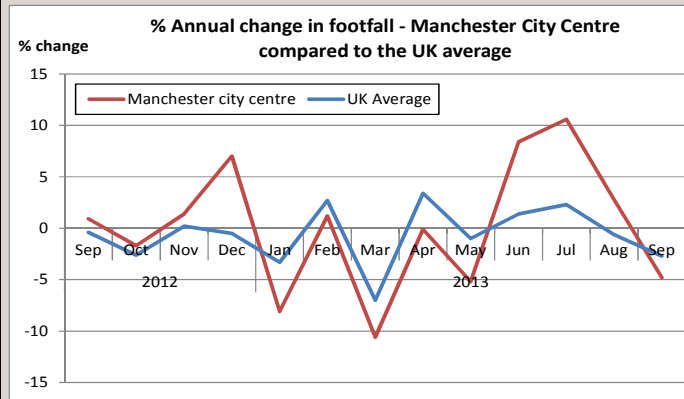


**REAL TIME ECONOMY DASHBOARD - GROWTH**

**BUSINESS AND RETAIL**

Measure	Latest result available	Latest result	Monthly / Quarterly change (%)	Annual change (%)	Biennial change (%)	Pre-April '08 recession change (%)
Q Average annual prime retail rents in Manchester (£ per sq. Ft) (Source: Cushman and Wakefield)	Jun-13	£250.00	0.0%	0.0%	0.0%	-23.1%
Q Average annual prime office rents in Manchester (£ per sq. Ft per year) (Source: Cushman & Wakefield)	Jun-13	£30.00	0.0%	5.3%	0.0%	5.3%
Number of commercial planning applications submitted during the month (Source: MCC Planning System)	Sep-13 (Provisional)	3	-25.0%	200.0%	-66.7%	50.0%
Percentage change in total Rateable Value (RV) (Source: MCC Business Rates System)	Sep-13	actual figures not made available	-0.6%	not available	not available	not available
Total Monthly Footfall at Manchester Markets (Source: Manchester Markets, excludes Longsight and Harpurhey)	Sep-13	855,023	23.6%	1.2%	2.33%	not available
Monthly Footfall in the City Centre * (Source: CityCo, Market St, King St, Exchange Sq, New Cathedral St)	Sep-13	* see note below	8.6%	-4.8%	-3.9%	-14.6%

\* Actual footfall figures are commercially sensitive and therefore not published. Trend comparisons have been made, based on four city centre footfall counters: Market Street, King Street, Exchange Square and New Cathedral Street.

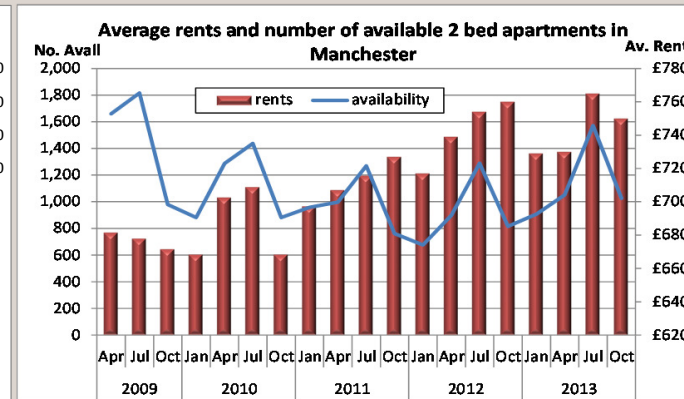
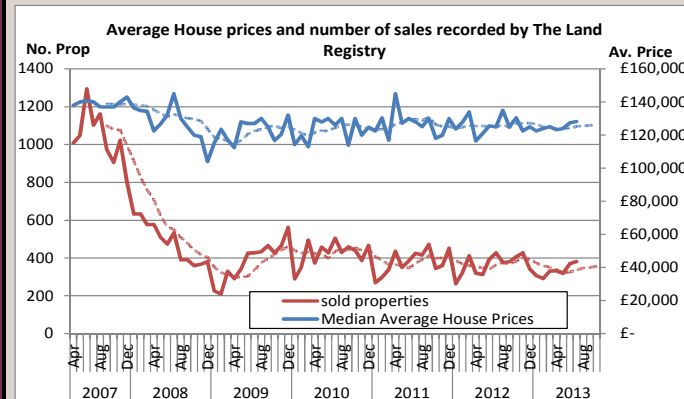


----- = Trend lines

**PROPERTY**

Measure	Latest result available	Latest monthly result	Monthly / Quarterly change (%)	Annual change (%)	Biennial change (%)	Pre-April '08 recession change (%)
Percentage of empty residential properties within Manchester (Source: MCC Council Tax Register)	Oct-13	5.1%	-0.2%	-0.2%	-0.1%	-2.3%
Median average house prices of properties sold within the month (Source: The Land Registry) ****	Jul-13	£128,250	0.6%	2.6%	0.2%	-8.4%
Number of properties registered as sold within the month by The Land Registry (Source: The Land Registry)	Jul-13	382	3.2%	-10.5%	-10.1%	-65.4%
Q Average asking rents for 2 bed apartments in Manchester (£ per calendar month) (Source: Estate Agent listings)	Oct-13	£750	-2.0%	-1.3%	3.2%	not available
Q Number of available 2 bed apartments for rent in Manchester (Source: Estate Agent listings)	Oct-13	1,026	-34.7%	25.7%	34.6%	not available
Number of new registrations on the housing register (Source: MCC Civica Housing System) *****	Sep-13	1,986	-6.3%	8.9%	1.0%	26.6%

\*\*\*\* This data covers the transactions received at Land Registry in the period 1st July 2007 to 31st July 2013. © Crown copyright 2013.  
\*\*\*\*\* New registrations on the housing register were suspended during January 2013 due to the implementation of a new IT system.

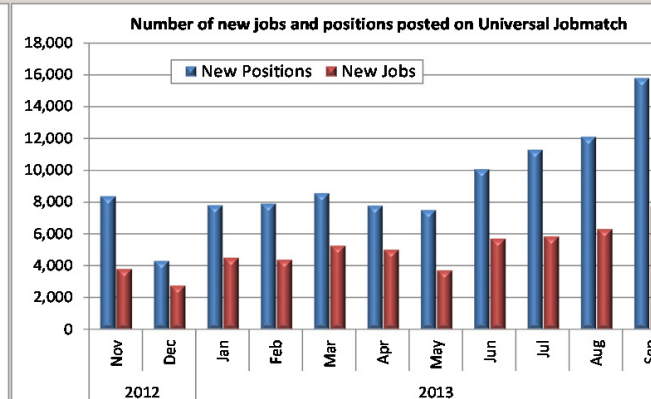
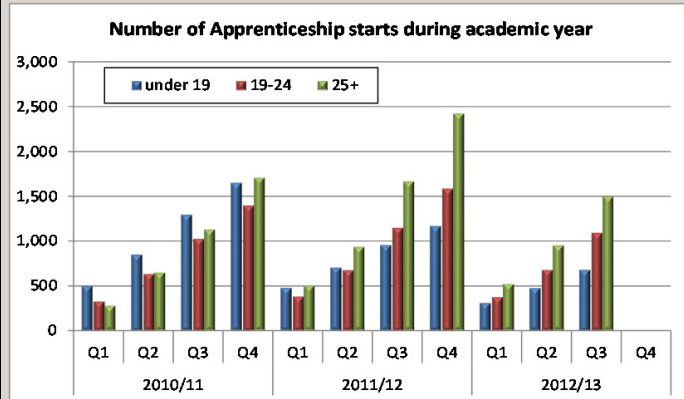


----- = Trend lines

**WORK**

Measure	Latest result available	Latest result	Monthly / Quarterly change (%)	Annual change (%)	Biennial change (%)	Pre-April '08 recession change (%)
Q Apprenticeship Starts: Under 19 (academic year) ** (Source: The Data Service)	Aug 12 - Apr 13	684	42.2%	-28.7%	-47.3%	not available
Q Apprenticeship Starts: 19-24 (academic year) ** (Source: The Data Service)	Aug 12 - Apr 13	1,095	60.6%	-4.9%	-34.4%	not available
Q Apprenticeship Starts: 25+ (academic year) ** (Source: The Data Service)	Aug 12 - Apr 13	1,501	57.0%	-10.0%	32.6%	not available
Q Apprenticeship Achievements: All Ages (academic year) ** (Source: The Data Service)	Aug 12 - Apr 13	1,250	78.6%	-18.3%	14.9%	not available
Number of new vacant positions posted on Universal Jobmatch within the month *** (Source: DWP, Jobmatch Tool)	Sep-13	15,800	30.5%	not available	not available	not available

\*\* Provisional apprenticeship figures reported for August 2012 - April 2013 for Manchester residents, regardless of Local Authority area where based  
\*\*\* Job Centre Plus vacancy statistics have now been discontinued, a replacement indicator sourced through Universal Jobmatch is now reported



----- = Trend lines

**TOURISM**

Measure	Latest result available	Latest monthly result	Monthly change (%)	Annual change (%)	Biennial change (%)	Pre-April '08 recession change (%)
Monthly count of passengers at Manchester Airport (Source: Civil Aviation Authority)	Aug-13	2,371,172	not applicable	7.1%	9.0%	-5.4%
Monthly count of aircraft movements at Manchester Airport (Source: Civil Aviation Authority)	Aug-13	16,170	not applicable	2.8%	2.3%	-19.9%



----- = Trend lines

PP - Indicates percentage measures where percentage point change has been reported

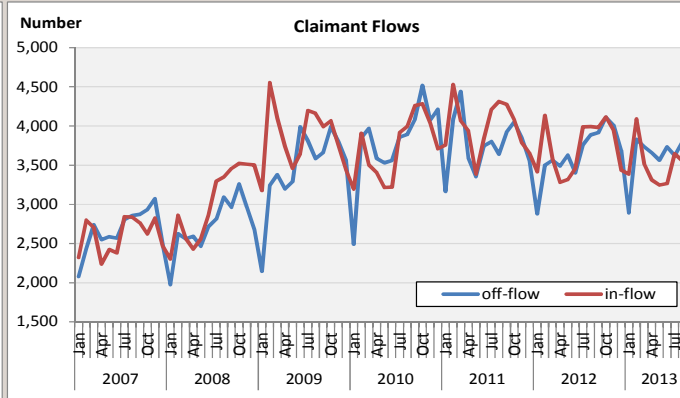
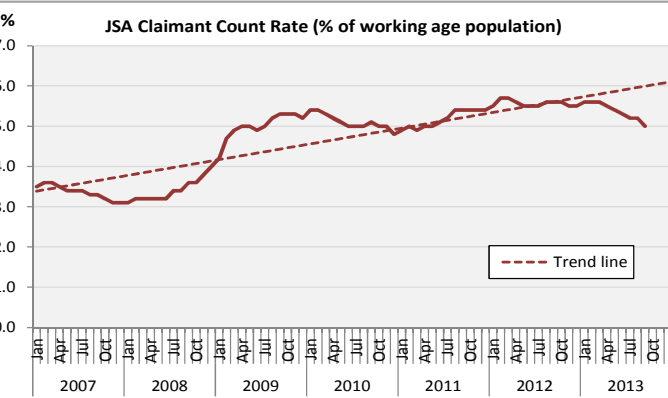
Q - Indicates measures which are reported on a quarterly basis

**REAL TIME ECONOMY DASHBOARD - WELFARE AND DEPENDENCY**

Job Seekers Allowance (JSA) Claimant Count	Sept 2013	Monthly change (Aug 13 to Sep 13)		Annual change (Sep 12 to Sep 13)		Biennial change (Sep 11 to Sep 13)		Pre-recession change (Sep 07 to Sep 13)	
		Number	%	Number	%	Number	%	Number	%
Unemployed (JSA Claimant Count)	18,012	-764	↑ -4.1%	-2,195	↑ -10.9%	-1,438	↑ -7.4%	7,110	↓ 65.2%
Unemployment Rate*	5.0%	n/a	↑ -0.2%	n/a	↑ -0.6%	n/a	↑ -0.4%	n/a	↓ 1.7%
Numbers flowing on to JSA	3,631	74	↓ 2.1%	-350	↑ -8.8%	-646	↑ -15.1%	864	↓ 31.2%
Numbers flowing off of JSA	4,333	532	↑ 14.0%	417	↑ 10.6%	409	↑ 10.4%	1,461	↑ 50.9%

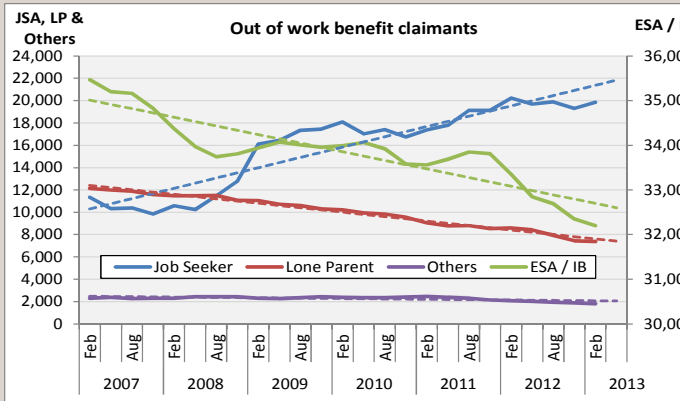
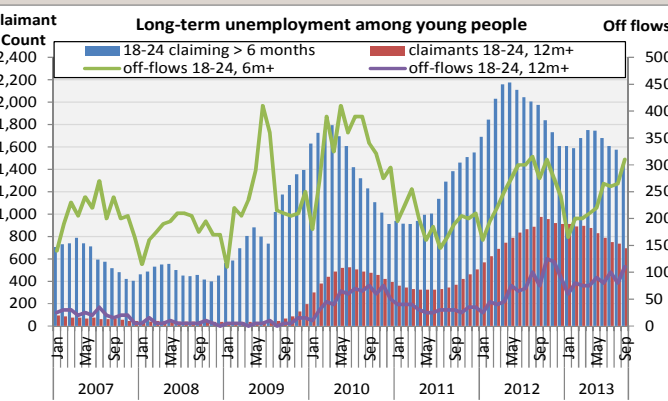
\*As proportion of population aged 16-64.

Source: Office for National Statistics, NOMIS



18-24 year old JSA claimants (duration of claim)	Sept 2013	Monthly change (Aug 13 to Sep 13)		Annual change (Sep 12 to Sep 13)		Biennial change (Sep 11 to Sep 13)		Pre-recession change (Sep 07 to Sep 13)	
		Number	%	Number	%	Number	%	Number	%
All 18-24 claimants	4,500	-195	↑ -4.2%	-970	↑ -17.7%	-1,375	↑ -23.4%	850	↓ 23.3%
Claimants 6 months +	1,445	-130	↑ -8.3%	-530	↑ -26.8%	60	↓ 4.3%	930	↓ 180.6%
Claimants 12 months +	695	-40	↑ -5.4%	-280	↑ -28.7%	325	↓ 87.8%	630	↓ 969%
Off-flows 6 months +	310	45	↑ 17.0%	35	↑ 12.7%	120	↑ 63.2%	70	↑ 29.2%
Off-flows 12 months +	110	30	↑ 37.5%	35	↑ 46.7%	80	↑ 266.7%	95	↑ 633%

Source: Office for National Statistics, NOMIS



Out of work benefits (OOWB)	February 2013	Quarterly change (Nov 12 to Feb 13)		Annual change (Feb 12 to Feb 13)		Biennial change (Feb 11 to Feb 13)		Pre-recession change (Feb 08 to Feb 13)	
		Number	%	Number	%	Number	%	Number	%
Job Seeker	19,850	550	↓ 2.8%	-380	↑ -1.9%	2,460	↓ 14.1%	9,270	↓ 87.6%
ESA / Incapacity Benefit	32,200	-150	↑ -0.5%	-1,150	↑ -3.4%	-1,360	↑ -4.1%	-2,170	↑ -6.3%
Lone Parent	7,370	-80	↑ -1.1%	-1,210	↑ -14.1%	-1,690	↑ -18.7%	-4,110	↑ -35.8%
Others on income related benefit	1,810	-70	↑ -3.7%	-260	↑ -12.6%	-640	↑ -26.1%	-490	↑ -21.3%
Total residents claiming OOWB	61,230	260	↓ 0.4%	-3,000	↑ -4.7%	-1,220	↑ -2.0%	2,490	↓ 4.2%
% of residents claiming OOWB*	17.1%	n/a	→ 0.0%	n/a	↑ -0.9%	n/a	↑ -0.4%	n/a	↑ -0.3%

\*As proportion of population aged 16-64.

Source: DWP, NOMIS

Young people, residing in Manchester, who are Not in Education, Employment or Training**	September 2013	Annual change (Sep 12 to Sep 13)	
		Number	%
NEET Rate	4.4%	n/a	↑ -1.2%
Unknown Rate	25.4%	n/a	↓ 13.6%

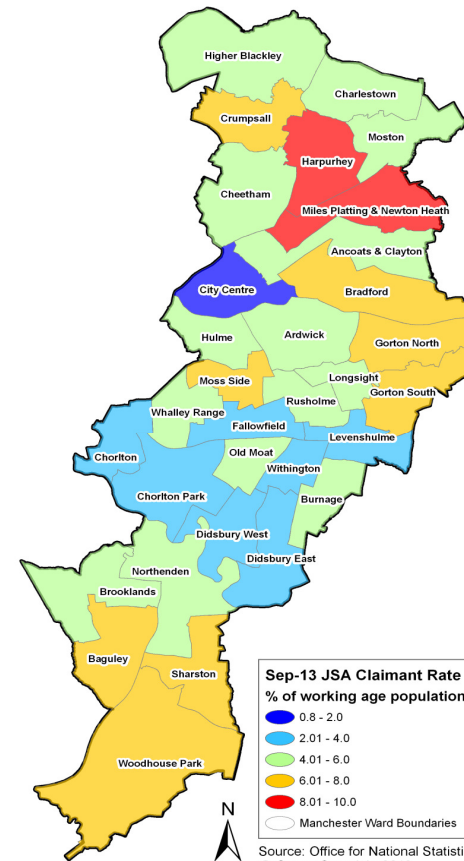
Source: Connexions

\*\* Please note: Whilst data is released on a monthly basis from Connexions, the reference date for the year is November. Each September, all of Year 11 school leavers destination is changed from "Year 11 transition" to destination "unknown", which results in a high unknown figure for September each year.

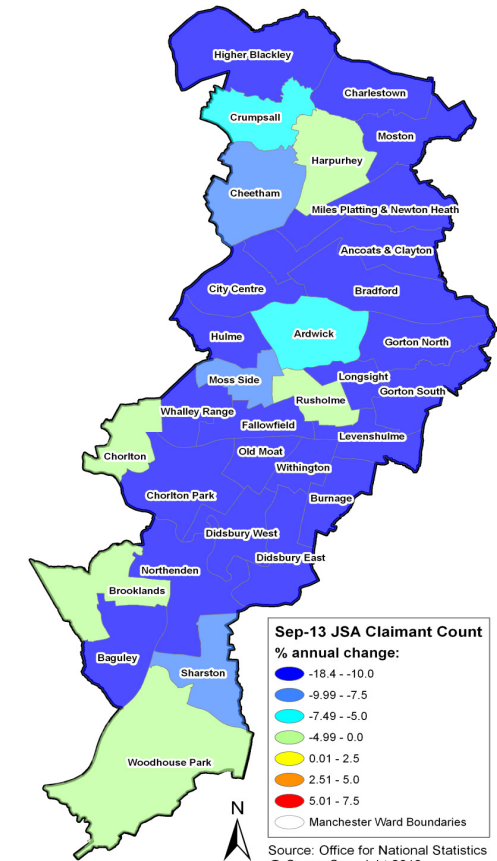
JSA Claimant Count in Comparator Geographies	Sept 2013	Monthly change (Aug 13 to Sep 13)		Annual change (Sep 12 to Sep 13)		Biennial change (Sep 11 to Sep 13)		Pre-recession change (Sep 07 to Sep 13)	
		Number	%	Number	%	Number	%	Number	%
Manchester	18,012	-764	↑ -4.1%	-2,195	↑ -10.9%	-1,438	↑ -7.4%	7,110	↓ 65.2%
Greater Manchester	72,535	-4,123	↑ -5.4%	-12,374	↑ -14.6%	-9,932	↑ -12.0%	30,467	↓ 72.4%
North West	166,991	-8,262	↑ -4.7%	-30,661	↑ -15.5%	-31,623	↑ -15.9%	59,600	↓ 55.5%
UK	1,324,725	-64,963	↑ -4.7%	-228,260	↑ -14.7%	-253,884	↑ -16.1%	496,837	↓ 60.0%
Core Cities (excluding Manchester)	131,226	-4,032	↑ -3.0%	-17,773	↑ -11.9%	-19,417	↑ -12.9%	42,429	↓ 47.8%

Source: Office for National Statistics, NOMIS

JSA Claimant Rate by Ward: September 2013



Percentage annual change of JSA Claimant Count by Ward: September 2012 - September 2013



	October 2013	Monthly change (Sep 13 to Oct 13)		Annual change (Oct 12 to Oct 13)		Biennial change (Oct 11 to Oct 13)	
		Number	%	Number	%	Number	%
Number of households claiming Council Tax Support **	69,679	-289	↑ -0.41%	not available	not available	not available	not available
Number of households claiming Housing Benefit	66,695	-297	↑ -0.44%	-390	↑ -0.6%	8	↓ 0.0%

\*\* Council Tax Support replaced Council Tax Benefit from 1st April 2013

Source: MCC Council Tax Register

Work Programme - Payment Groups: June 2011 to June 2013 *** (25 month analysis)	Number of referrals	Number of attachments	Attachment to Referral ratio	Job Outcomes	Job Outcome to Referral Ratio
Job Seekers Allowance 18 to 24	3,130	3,040	97.1%	530	16.9%
Job Seekers Allowance 25 and over	7,490	7,310	97.6%	940	12.6%
Job Seekers Allowance Early Entrants	3,360	3,280	97.6%	560	16.7%
Job Seekers Allowance Ex-Incapacity Benefit	300	280	93.3%	10	3.3%
Employment & Support Allowance Volunteers	550	490	89.1%	10	1.8%
New Employment & Support Allowance Claimants	1,710	1,640	95.9%	50	2.9%
Employment & Support Allowance Ex-Incapacity Benefit	480	450	93.8%	0	-
Incapacity Benefit / Income Support Volunteers	30	30	100.0%	0	-
Job Seekers Allowance Prison Leavers	530	460	86.8%	20	3.8%
<b>Total</b>	<b>17,580</b>	<b>16,970</b>	<b>96.5%</b>	<b>2,120</b>	<b>12.1%</b>

\*\*\* Figures are rounded to nearest 10.

Source: DWP - Information, Governance and Security Directorate (IGS)



**Appendix - Guide to interpreting the 'Real Time Economy Dashboard'**

The dashboard shows the **percentage change** of a measure's result from a certain period in the past to the latest result that is available.

For measures where results are reported as numbers the percentage change is displayed, i.e. if the result has increased by one third of its original value this is a % change of 33%.

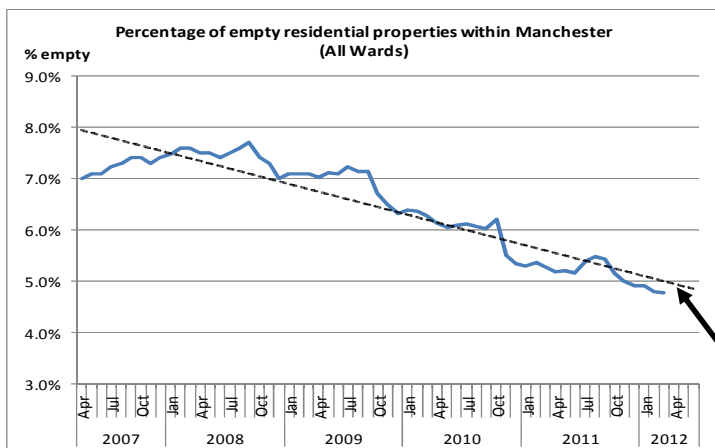
The percentage change indicates the extent to which the **measure's result** has increased or decreased over time.

For measures where results are reported as percentages the percentage point change is displayed, i.e. if a result has increased from 5% to 7% the percentage point change would be 2%. These measures are identified by a 'pp' symbol on the right-hand side of the table.

Measure	Latest result available	Latest monthly result	Monthly / Quarterly change (%)	Annual change (%)	Biennial change (%)	Pre-April '08 recession change (%)	
Percentage of empty residential properties within Manchester (Source: MCC Council Tax Register)	Jan-13	5.1%	↑ -0.2%	↓ 0.2%	↑ -0.2%	↑ -2.4%	pp
Median average house prices of properties sold within the month (Source: The Land Registry) ***	Oct-12	£135,000	↑ 8.0%	↑ 14.4%	↑ 3.8%	↓ -1.4%	

The **direction of travel** in terms of performance is shown next to each percentage change result. An upward arrow demonstrates good performance. Good performance may be indicated by a positive or negative percentage change.

For **'house prices'** an increase in the measures result (positive percentage change) is desirable. So if the percentage change is positive, an upward arrow will be displayed to show good performance. If the percentage change was negative, then a downward arrow would be displayed.



However, for **'NEET Rate'**, a decrease in the measures result (negative percentage change) is desirable. So if the percentage change is negative, an upward arrow will be displayed to show good performance. If the percentage change was positive then a downward arrow would be displayed.

The historical results of measures are not shown in the table. However, for certain measures, trend graphs do show the actual results over past years and project future performance using performance trend lines – the performance trend line is displayed as a dotted line on the graph.

Measure Definitions			
Title of Measure	Desired direction of travel & (% change)	Definition of Measure	Data Source
Average Annual Prime Retail Rents in Manchester (£ per sq Ft.)	INCREASE (+)	The data relates to the whole of Manchester, but prime rents will be heavily focused on the city centre because that's where the highest rents are found. Prime rents essentially relate to the headline rent being achieved for a particular type of space in an area. CBRE defines prime retail rents as "the typical 'achievable' open market headline rent which an international retail chain would be expected to pay for a ground floor retail unit (either high street or shopping centre depending on the market) of up to 200 sq. m of the highest quality and specification and in the best location in a given market."	Cushman and Wakefield Marketbeat UK Reports
Average Annual Prime Office Rents in Manchester (£ per sq Ft.)	INCREASE (+)	The data relates to the whole of Manchester, but prime rents will be heavily focused on the city centre because that's where the highest rents are found. Prime rents essentially relate to the headline rent being achieved for a particular type of space in an area. Jones Lang Lasalle state that for offices "Prime Rent represents the top open-market rent that could be expected for a notional unit of the highest quality and specification in the best location in a market, as at the survey date. The rent quoted normally reflects prime units of over 500 sq. m of lettable floorspace, which excludes rents that represent a premium level paid for a small quantity of space."	Cushman and Wakefield Marketbeat UK Reports
Number of commercial planning applications submitted during the month.	INCREASE (+)	Number of commercial planning applications submitted during the month. This data represents the number of commercial planning applications, defined as floor space greater than 1,000sqm or a site area of 1 hectare or larger, submitted to Manchester City Council's Planning Department during each month. The latest month's figures are always reported as provisional and are subject to revision the following month.	Manchester City Council Planning Department
Percentage change in total Rateable Value (RV)	INCREASE (+)	Rateable value represents the open market annual rental value of a business / non-domestic property. This means the rent the property would let for on the valuation date, if it was being offered on the open market. (The current valuation date is 01 April 2008 and will be updated at the next revaluation, due on 01 April 2017). The rateable value is used by Manchester City Council to calculate the business rates due. Although there may be many reasons for movements, in general an increase would indicate there is growth in Manchester's business base and a decrease would indicate a reduction.	Business Rates System (NDR), Manchester City Council
Total Monthly Footfall at Manchester Markets	INCREASE (+)	The combined monthly footfall figures from Arndale, Gorton and Wythenshawe markets, and Sunday Market and Car Boot footfall figures.	Manchester Markets, Manchester City Council
Monthly Footfall in the City Centre	INCREASE (+)	The trends reported are year on year comparisons based on the combined monthly footfall figures from the four city centre location footfall counters (based at New Cathedral St, Market St, King St, Exchange Square). Actual footfall figures are commercially sensitive and therefore not published.  N.B. Some months represent 5 weeks of footfall figures whereas other months represent 4 weeks of footfall figures.	CITYCO (SpringBoard Reports)
Apprenticeship Starts	INCREASE (+)	Apprenticeships are paid jobs that incorporate on- and off-the-job training leading to nationally recognised qualifications. As an employee, Apprentices earn as they learn and gain practical skills in the workplace. Apprenticeship starts monitor the number of apprenticeships started per period over the academic year. An apprentice must remain on a programme for a minimum length of time (dependent on the total length of the programme) before they are counted for monitoring purposes. Figures relate to the number of Manchester residents starting an apprenticeship, irrespective of the local authority area where the apprenticeship is based.  N.B. This is broken down by age groups (under 19, 19-24, 25 and over)	The National Apprenticeship Data Service (Quarterly Reports)
Apprenticeship Achievements: All Ages	INCREASE (+)	Apprenticeships are paid jobs that incorporate on- and off-the-job training leading to nationally recognised qualifications. As an employee, Apprentices earn as they learn and gain practical skills in the workplace. Apprenticeship achievements measure the number of apprentices who have completed an apprenticeship per period over the academic year (for all age groups). Figures relate to the number of Manchester residents completing an apprenticeship, irrespective of the local authority area where the apprenticeship is based.	The National Apprenticeship Data Service (Quarterly Reports)
Number of new vacant positions posted on Universal Jobmatch within the month	INCREASE (+)	Universal Jobmatch is DWP's free online job posting and matching service which replaces the current vacancy management services, Employer Direct and Employer Direct Online for companies, and it replaces the Jobcentre Plus jobs and skills search facility for jobseekers. This new streamlined service is accessed through GOV.UK for companies and anyone looking for work. "Number of new positions" is the total number of new vacant positions posted on Universal Jobmatch by each employer within the month.	Department of Work & Pensions (Universal Jobmatch Tool)
Percentage of empty residential properties within Manchester	DECREASE (-)	The percentage of properties on the council tax database (within Manchester ward boundaries) that are empty at the time of the monthly snapshot count (all tenures).	Council Tax Database, Manchester City Council
Median average house prices of properties sold within the month	INCREASE (+)	The median average price paid for properties sold within the month, reported on The Land Registry website. <a href="http://www.landregistry.gov.uk/public/information/public-data/price-paid-data">http://www.landregistry.gov.uk/public/information/public-data/price-paid-data</a>  N.B. Partial data is reported for the most recent month available, this is due to a lag in the number of sales being recorded.	The Land Registry
Number of properties registered as sold within the month by The Land Registry	INCREASE (+)	The number of properties that are recorded as being sold within the within the reporting month by HM Land Registry.  N.B. The availability of data is lagged due to the delay in recording sales for each month.	The Land Registry
Average asking rents for 2 bed apartments in Manchester (£ per calendar month)	INCREASE (+)	Average asking rents per calendar month for 2 bedroom apartments advertised during a weekly snapshot (the first week of the quarter). Data is collated from all estate agents with an online presence (i.e. they advertise properties on the internet).	Estate Agent Listings
Number of available 2 bed apartments in Manchester	INCREASE (+)	Total number of 2 bedroom apartments available for rent during a weekly snapshot (the first week of the quarter). Data is collated from all estate agents with an online presence (i.e. they advertise properties on the internet).	Estate Agent Listings

Measure Definitions			
Title of Measure	Desired direction of travel & (% change)	Definition of Measure	Data Source
Number of new registrations on the housing register	DECREASE (-)	The number of new registrations on the housing register (waiting list for Council and Housing Association properties) within the month	Civica UHT System, Manchester City Council
Monthly count of passengers at Manchester Airport	INCREASE (+)	The monthly count of 'terminal and transit passengers' at Manchester Airport. Terminal passengers are those whose final destination is the airport at which they are recorded. Transit passengers are those who are using each airport as a point of interchange, and each airport is not their final destination. <b>N.B.</b> Due to seasonal variation only data from the same month each year can be meaningfully compared	Civil Aviation Authority (Table 9, CAA Airport Statistics)
Monthly count of aircraft movements at Manchester Airport	INCREASE (+)	The monthly count of 'aircraft movements' at Manchester Airport. Figures include passenger and non-passenger flights. Passenger flights include all scheduled and charter passenger aircraft movements at each airport to or from the EU, other international areas and within the UK. <b>N.B.</b> Due to seasonal variation only data from the same month each year can be meaningfully compared	Civil Aviation Authority (Table 5, CAA Airport Statistics)
JSA Claimant Count	DECREASE (-)	JSA claimant count records the number of people claiming Jobseekers Allowance (JSA) and National Insurance credits at Jobcentre Plus local offices. People claiming JSA must declare that they are out of work, capable of, available for and actively seeking work during the week in which the claim is made. The ONS claimant count includes JSA claims that are live on the second Thursday of each month.	Office of National Statistics (NOMIS)
Unemployment Rate	DECREASE (-)	Unemployment rate figures express the number of Job Seekers Allowance claimants resident in an area as a percentage of the population aged 16-64 resident in that area.	Office of National Statistics (NOMIS)
Numbers flowing onto JSA	DECREASE (-)	On-flows show the number of new people who have started to claim Job Seekers Allowance since the previous count. Flows are standardised to a 4.33 week month.	Office of National Statistics (NOMIS)
Numbers flowing off JSA	INCREASE (+)	Off-flows count the number of people who have now stopped claiming Job Seekers Allowance since the previous count. Flows are standardised to a 4.33 week month.	Office of National Statistics (NOMIS)
Number of 18-24 year old JSA claimants (total, duration of claim, off-flows)	DECREASE (-)	Total number of Job Seekers Allowance claimants aged 18-24 in Manchester as at the time of the monthly snapshot count. Flows are standardised to a 4.33 week month. Sub categories include those claiming for 6-12 months, those claiming for over 12 months and long-term claimants that have now stopped claiming JSA since the previous count.	Office of National Statistics (NOMIS) Office of National Statistics (NOMIS)
JSA Claimant Count (DWP/NOMIS)	DECREASE (-)	JSA claimant count records the number of people claiming Jobseekers Allowance (JSA) and National Insurance credits at Jobcentre Plus local offices. People claiming JSA must declare that they are out of work, capable of, available for and actively seeking work during the week in which the claim is made. The DWP data counts JSA claims that are live on the last day of the month. Benefits are arranged hierarchically and claimants are assigned to the topmost benefit which they receive, in the order: JSA, ESA / IB, LPIS, Other.	Department of Work & Pensions (NOMIS)
Employment and Support Allowance / Incapacity Benefit	DECREASE (-)	Employment and Support Allowance / Incapacity Benefit provides financial help to people who are unable to work because of illness or disability. It also provides personalised support to those who are able to work. Benefits are arranged hierarchically and claimants are assigned to the topmost benefit which they receive, in the order: JSA, ESA / IB, LPIS, Other.	Department of Work & Pensions (NOMIS)
Lone Parent Income Support	DECREASE (-)	Lone Parent Income Support (LPIS) is a benefit for parents on a low income with a child under 16 and no partner. Benefits are arranged hierarchically and claimants are assigned to the topmost benefit which they receive, in the order: JSA, ESA / IB, LPIS, Other.	Department of Work & Pensions (NOMIS)
Others on income related benefit	DECREASE (-)	Other income related benefits include other income support (including IS Disability Premium) and pension credits. Benefits are arranged hierarchically and claimants are assigned to the topmost benefit which they receive, in the order: JSA, ESA / IB, LPIS, Other.	Department of Work & Pensions (NOMIS)
Total number of residents on out of work benefits	DECREASE (-)	A quarterly snapshot of benefit claimants using DWP's Work and Pensions Longitudinal Study (WPLS). This data is based on 100% of claimants. Key out-of-work benefits consists of the groups: job seekers, employment and support allowance / incapacity benefit, lone parent income support and others on income related benefits. These groups have been chosen to best represent a count of all those benefit recipients who cannot be in full-time employment as part of their condition of entitlement. Figures are not seasonally adjusted and any comparisons should be made year on year.	Department of Work & Pensions (NOMIS)
Percentage of residents on out of work benefits	DECREASE (-)	Sum of JSA claimant count, ESA/IB, Lone Parent, Others on income related benefit as a proportion of the working age (16-64) resident population.	Department of Work & Pensions (NOMIS)
NEET Rate	DECREASE (-)	The percentage of young people on the Connexions database, residing in Manchester, who are not in education, employment, or training. NEET is calculated as follows: $NEET / (NEET + EET)$ . EET does not include young people in custody or asylum seekers and refugees, neither does it include unknowns. <b>N.B.</b> Month on month comparisons are not valid because of the seasonal nature of the data. Due to changes in national reporting requirements the cohort for NEET is now 16-18 year olds, plus those who turn 19 during the academic year. Monthly NEET figures are indicative, official NEET figures are released annually in November.	Connexions
Unknown NEET Rate	DECREASE (-)	Unknown NEET rate is calculated as percentage of the total cohort minus refugees and asylum seekers. Full cohort is everyone regardless of their destination. Unknown is calculated as follows: $(Total\ cohort - (NEET + EET + refugees + asylum\ seekers)) / Total\ cohort$	Connexions
Number of households claiming Council Tax Support	DECREASE (-)	The number of households claiming and receiving Council Tax Support at the time of the monthly snapshot count (2nd of the month). The localised Council Tax Support Scheme replaced Council Tax Benefit from 1st April 2013.	Academy, Manchester City Council Revenue and Benefits

Measure Definitions			
Title of Measure	Desired direction of travel & (% change)	Definition of Measure	Data Source
Number of households claiming Housing Benefit	DECREASE (-)	The number of households claiming and receiving Housing Benefit at the time of the monthly snapshot count (2nd of the month).	Academy - Manchester City Council Revenue and Benefits
Work Programme - Number of referrals	INCREASE (+)	<p>Number of work programme referrals by JobCentre Plus broken down by benefit payment group. The Work Programme is an integrated package of support, providing personalised work-focused help for a wide range of customers delivered by public, private and voluntary sector organisations, working under contract to DWP. These organisations will tailor services to what works best for individual customers in helping them back in to sustained work.</p> <p>Official statistics on referrals are obtained from the Labour Market System (LMS). This is the admin system Jobcentre Plus uses to administer customer claims and also refer customers to the Work Programme. The data contains information on the claimants' individual characteristics and claim details. Standard DWP statistics disclosure control policy has been applied: values less than ten, including zeros, are suppressed and marked with a dash and values above ten are rounded to the nearest ten, therefore tables may not sum. Cumulative figures include referrals and attachments from the start of the Work Programme up to the end of the relevant month.</p>	Department of Work & Pensions (IGS)
Work Programme - Number of attachments	INCREASE (+)	<p>Number of work programme attachments broken down by benefit payment group. An attachment is defined as the date of the first engagement activity between a provider and the claimant. Following the referral, providers will engage with the claimant; this involves conducting specified 'attachment activity' with the claimant, and the date the activity takes place is recorded on the payment system by the provider (this is the closest proxy for a 'start' to the Work Programme).</p> <p>Statistics on attachments are obtained from the Provider Referral and Payment data (PRaP). This is the system which underpins the Work Programme and which providers use to attach customers and claim job outcomes and sustainment payments. Standard DWP statistics disclosure control policy has been applied: values less than ten, including zeros, are suppressed and marked with a dash and values above ten are rounded to the nearest ten, therefore tables may not sum. Cumulative figures include referrals and attachments from the start of the Work Programme up to the end of the relevant month.</p>	Department of Work & Pensions (IGS)
Work Programme - Attachment to referral ratio	INCREASE (+)	<p>Proportion of work programme referrals which resulted in an attachment. Referrals are all those eligible claimants who are referred to the Work Programme. The claimant remains on the Work Programme for 104 weeks from that date. Attachment is the point from which a provider engages and works with a claimant. There will be a proportion of claimants who either sign off benefit or move into work after referral but before the point which the provider seeks to actively engage. Therefore the number of attachments will be slightly lower than the number of referrals. If a claimant who has not been attached to the Work Programme makes a further claim to benefit over the 104 week period, then the provider will engage with and attach the claimant at this point.</p>	Department of Work & Pensions (IGS)
Work Programme - Job outcomes	INCREASE (+)	<p>The focus of the Work Programme is on supporting participants to achieve sustained employment. Participants are supported by the Work Programme for two years. Providers receive job outcome payments when a participant has been in work for either three or six months, depending on the participant's circumstances - payments are made for Job Seeker's Allowance (JSA) claimants after completing six months in paid work, but for more disadvantaged people (including some on JSA), job outcomes are paid after completing three months in paid work. Once a job outcome payment has been paid, providers will receive sustainment payments for each subsequent four week period the participant spends in employment up to a maximum of two years, depending on the participant's circumstances.</p> <p>Standard DWP statistics disclosure control policy has been applied: values less than ten, including zeros, are suppressed and marked with a dash and values above ten are rounded to the nearest ten, therefore tables may not sum.</p>	Department of Work & Pensions (IGS)
Work Programme - Job outcome to referral ratio	INCREASE (+)	<p>Proportion of work programme referrals which resulted in a job outcome. Referrals are all those eligible claimants who are referred to the Work Programme. The focus of the Work Programme is on supporting participants to achieve sustained employment. Participants are supported by the Work Programme for two years. Providers receive job outcome payments when a participant has been in work for either three or six months, depending on the participant's circumstances.</p>	Department of Work & Pensions (IGS)

**Economy Scrutiny Committee  
Work Programme – November 2013**

<b>Wednesday 13 November 2013, 10.00am (Report deadline Friday 1 November 2013)</b>				
Item	Purpose	Lead Executive Member	Lead Officer	Comments
The Manchester College	To consider the Manchester College's strategic review. To invite John Thornhill, Chief Executive, and Jack Carney, Principal of the Manchester College.	Councillor Sue Murphy	The Manchester College	See March 2013 minutes
Apprenticeships – learning from other cities	To undertake an investigation into other cities which have higher numbers of apprenticeships than Manchester. To focus on two cities: Birmingham and Liverpool. To consider what they do differently to encourage employers to create apprenticeships and young people to access them.  To also look at the problem of placements which are advertised as apprenticeships, but do not meet the necessary standards. For example those which do not provide sufficient or suitable training or require the apprentice to carry out work that is unrelated to the apprenticeship.	Councillor Sue Murphy	Angela Harrington Gary Lamb	See December 2012 minutes  To invite a representative from the National Apprenticeship Service to the meeting.  To invite Rose Marley of Sharp Futures to the meeting.
Links between businesses and education	To look at the links between businesses and education in Manchester. To consider examples of best practice and what Manchester can learn from them.	Councillor Sue Murphy	Angela Harrington John Edwards	
Update on Manchester Adult Education Service, including	To receive an update on the Manchester Adult Education Service (MAES). To also consider the data which explains how MAES students have progressed	Councillor Sue Murphy	Julie Rushton	See March 2013 minutes

Progression Data	following attending MAES courses. To review this once the data is available.			
Overview Report	<p>The monthly report includes the recommendations monitor, relevant key decisions, the Committee’s work programme and any items for information.</p> <p><b>Items for information:</b></p> <p><b>a)</b> To include the most recent Real Time Economy Dashboard.</p> <p><b>b) MadLab</b> – To include an update on creating more capacity at MadLab.</p> <p><b>c) Digital Champions</b> – To include information on Digital Champions, including the geographical spread, and an update on progress with Code Clubs.</p> <p><b>d) Free School Meals</b> – To request a paragraph on the work the Council is doing to encourage parents to sign up for free school meals when they are entitled to the.</p>	<p>Councillor Nigel Murphy</p> <p>Councillor Nigel Murphy</p> <p>Councillor Sheila Newman</p>	<p>Christina Sharples</p> <p>Dave Carter</p> <p>Jennifer Green</p> <p>John Edwards</p>	<p>See March 2013 minutes</p>

Wednesday 11 December 2013, 10.00am (Report deadline Friday 29 November 2013)				
Item	Purpose	Lead Executive Member	Lead Officer	Comments
The Role of Medical Research in Supporting Economic Growth	To invite Professor Ian Jacobs, Vice-President and Dean of the Faculty of Medical and Human Sciences at Manchester University, to the Committee to provide a presentation on the role that medical research has in supporting economic growth across Greater Manchester.	Councillor Richard Leese	Professor Ian Jacobs	See October 2012 minutes

Greater Manchester Enterprise Zone	To receive an update on the implementation of the Greater Manchester Enterprise Zone, including at Airport City and the Medipark.	Councillor Richard Leese	Jessica Bowles Eddie Smith	See December 2012 minutes
The Corridor	To receive an update on the development of the Corridor, including the Corridor Growth Fund.	Councillor Richard Leese	Angela Harrington Clare Lowe, Corridor Manchester	
Impact of Minor Infrastructure Projects in Comparison to Regional Growth Fund Grants and Loans	<p>To follow up on the piece of work carried out jointly between the Council and New Economy to analyse the difference between the impact that minor infrastructure projects (such as alleygating schemes and maintenance of roads) and regional growth fund grants and loans targeted at small and medium enterprises on economic issues such as youth employment, jobs and apprenticeships.</p> <p>To include further investigation into the whether the costs of alleygating could be offset by the savings made through prevention of crime, and whether any organisations which would benefit from this could be approached to fund alleygating schemes.</p>	Councillor Richard Leese Councillor Sue Murphy  Councillor Bernard Priest	Angela Harrington John Holden, New Economy	<p>Date to be confirmed.</p> <p>See October minutes</p> <p>Councillors Simcock and Chappell leading on this work with New Economy</p> <p>To invite the Chair of Neighbourhoods Scrutiny Committee</p>
Central Manchester Strategic Regeneration Framework Refresh	<p>To consider the refresh of the Central Manchester Strategic Regeneration Framework</p> <p>Report to the Executive.</p>	Councillor Richard Leese	Andy Wilson	To invite ward councillors
Careers Advice and Guidance	<p>To receive a report following up on the issues raised when careers advice was discussed in the October 2012 meeting. To include:</p> <ul style="list-style-type: none"><li>• Detail on the universal service for high schools and further education colleges;</li><li>• Consideration of the different ways which career</li></ul>	Councillor Sue Murphy Councillor Sheila Newman	John Edwards Elaine Morrison	<p>See October 2012 minutes</p> <p>To invite representatives from Manchester Solutions</p>

	<p>options are presented to young people;</p> <ul style="list-style-type: none"> <li>• To what extent independent advice is informed by the economic climate, labour market and options available, particularly locally.</li> <li>• Models of best practice and consideration of what Manchester could learn from them;</li> <li>• Destination data for school leavers from September 2012;</li> <li>• The impact of raising the age of participation to 18.</li> </ul>			to the meeting.
Overview Report	To include the most recent Real Time Economy Dashboard.		Christina Sharples	

<b>Wednesday 8 January 2014, 10.00am (Report deadline Tuesday 24 December 2013)</b>				
Item	Purpose	Lead Executive Member	Lead Officer	Comments
Update on the Greater Manchester Growth Company	To invite Mark Hughes, Chief Executive of the Greater Manchester Growth Company, to the meeting to review the work being undertaken by the company in Manchester.	Councillor Richard Leese Council	Mark Hughes, Manchester Growth Company Angela Harrington	See February 2013 minutes
Update on Business Start Up Support, including the recommendations of the Business Start Up	<p>To receive an update on business start up support in Manchester.</p> <p>To also include an update on progress with the recommendations of the Business Start Up Task and Finish Group.</p> <p>To also include an update on the Committee's recommendation that the Council works with the Royal</p>	Councillor Sue Murphy	Angela Harrington Karin Connell	<p>See the reports and minutes of the Business Start Up Task and Finish Group.</p> <p>See minutes from July 2012 (ESC/12/13) and</p>



	<p>Bank of Scotland and other banks in the region to develop the following ideas:</p> <ul style="list-style-type: none"> <li>• Setting up drop in centres and business hubs to provide easier access for potential applicants for lending to RBS staff and expert advice.</li> <li>• Working more closely with the Council in local communities to identify ways to engage with people interested in setting up a business and established businesses which might benefit from working more closely with a bank.</li> </ul>			<p>November 2012</p> <p>See October 2011 and September 2012 minutes regarding the recommendation on the Royal Bank of Scotland</p>
Overview Report	To include the most recent Real Time Economy Dashboard.		Christina Sharples	

<b>Wednesday 5 February 2014, 10.00am (Report deadline Friday 24 January 2014)</b>				
Item	Purpose	Lead Executive Member	Lead Officer	Comments
Update on the Work Programme	<p>To invite representatives of the Work Programme discuss progress since it was last considered by the Committee in July 2013. To request information on:</p> <ul style="list-style-type: none"> <li>• what the prime contractors are doing to improve performance, specifically for the hardest to reach groups;</li> <li>• what aspects of their approach to delivering the Work Programme they have changed to improve performance;</li> <li>• detailed targets and performance against them;</li> <li>• details on specific strategies to improve performance.</li> </ul>	Councillor Sue Murphy	Angela Harrington	<p>To invite representatives of the prime contractors: Seetec, G4S and Avanta.</p> <p>To invite Collette Carrol, from the Harpurhey Work Club to the meeting (See September minutes, ESC/13/41).</p>

	<ul style="list-style-type: none"> <li>• What evidence there is of people who have been referred to the Work Programme going back to Jobcentre Plus subsequently, and how many have done so.</li> <li>• More detail on work clubs in the city, including what role they play; how widespread; and how effective they are.</li> </ul>			
District Centre Policy	<p>To consider how the Council can take a more holistic approach to the policy of district centres to ensure that local issues are taken account, particularly in planning and licensing decisions.</p> <p>To focus on different types of businesses that can have a detrimental impact on a district centre, including hot food outlets, off licenses, businesses offering very high interest loans, shisha bars, betting shops.</p> <p>To consider the health implications that some of these businesses have. To also consider how communications between the Planning and Licensing departments can be improved to support this policy effectively.</p>	<p>Councillor Richard Leese</p> <p>Councillor Nigel Murphy</p> <p>Councillor Sue Murphy</p>	<p>Jessica Bowles</p> <p>Angela Harrington</p> <p>Jenette Hicks</p> <p>James Shuttleworth</p>	<p>See January 2013 minutes</p> <p>To invite the Chairs of the Neighbourhoods and Health Scrutiny Committees</p>
Overview Report	To include the most recent Real Time Economy Dashboard.		Christina Sharples	

**Wednesday 5 March 2014, 10.00am (Report deadline Friday 21 February 2014)**

Item	Purpose	Lead Executive Member	Lead Officer	Comments
------	---------	-----------------------	--------------	----------

The Christmas Economy Annual Report	To receive a report on the Christmas Economy and the Council's role in maximising the potential for economic benefit in the city. To include: <ul style="list-style-type: none"> <li>• detail on the city centre and how it has developed over the last few years;</li> <li>• information on district centres;</li> <li>• comparison with other major cities.</li> </ul>	Councillor Richard Leese	Sara Tomkins Angela Harrington	Date to be scheduled once data is available – March 2014  See March 2013 minutes
Update on Community Budgets and Troubled Families	To receive an update on community budgets and work with troubled families since the Committee last considered it in October 2013, with a focus on the work to develop skills and increase employment.  To include: <ul style="list-style-type: none"> <li>• the work to address smoking;</li> <li>• case studies, to illustrate how the work has had a real impact on families and provide insight in to specific interventions.</li> </ul>	Councillor Richard Leese	Geoff Little	See October 2013 minutes
Overview Report	To include the most recent Real Time Economy Dashboard.		Christina Sharples	

<b>Items To be Scheduled</b>				
Item	Purpose	Lead Executive Member	Lead Officer	Comments
Corporate Social Responsibility	To request a report on Corporate Social Responsibility (CSR) in Greater Manchester. To look at the ways that major organisations in the city carry out CSR.	Councillor Richard Leese	Sara Todd Angela Harrington	See November 2012 minutes  To invite a

	<p>To include:</p> <ul style="list-style-type: none"> <li>• Barriers to companies having effective CSR</li> <li>• Best practice in CSR</li> <li>• Particular focus on how companies in Greater Manchester fulfil CSR in terms of recruiting apprenticeships, employing local people and paying a living wage.</li> </ul>			representative from the Chamber of Commerce and/or a business with strong CSR.
Accessing Economic Benefits – follow up	To receive a follow up report once more relevant data from the 2011 Census is available, which provides details of the outcomes of initiatives that were discussed in the report the Committee received in December 2012.	Councillor Richard Leese	Sara Todd Angela Harrington	See December 2012 and March 2013 minutes
Talent Match Programme	<p>To request a report on the Talent Match Programme. This is a scheme funded by the Big Lottery in 21 parts of the country which works with people aged 16-25 who are not in education, employment or training. GMVCO (Greater Manchester Centre for Voluntary Organisations) is leading on this scheme in Manchester.</p> <p>To receive this report once the business plan has been developed.</p>	Councillor Sue Murphy	Angela Harrington Liz Goodger	To invite representatives from GMVCO to the meeting.
Broadband coverage in Manchester	<p>To invite representatives of the main internet providers to the meeting to hear their views on why some areas in the city do not have broadband coverage.</p> <p>To also review the map showing exactly where in Manchester has broadband, and where does not.</p>	Councillor Nigel Murphy	Sara Tomkins	See July 2013 minutes.
Impact of Funding Cuts to the Third Sector	To invite representatives of third sector organisations to hear their personal experiences of the impact of funding cuts on their organisation and the people they help.	Councillor Sue Murphy	Geoff Little Liz Goodger	<p>See July 2013 minutes</p> <p>To invite Mike Wild of</p>

				Macc to the meeting
Cost of transport	To look into the cost of transport and the impact this has on people's finances. (To be fully scoped)	Councillor Nigel Murphy	Jessica Bowles	
Job creation through large investments	To request a report which provides analyse of the jobs that were created in large developments in the last five years. To consider: <ul style="list-style-type: none"> <li>• all developments which planned to create 100+ jobs;</li> <li>• to compare the number of jobs planned with the number of jobs created;</li> <li>• to provide an analysis of the jobs by development and in total: <ul style="list-style-type: none"> <li>- what level they are;</li> <li>- whether they are full or part time;</li> <li>- how many went to Manchester residents.</li> </ul> </li> </ul>	Councillor Richard Leese	Angela Harrington Jessica Bowles	
Financial Inclusion	To invite representatives from local banks to discuss how they can work with the Council and social housing providers to support residents in budgeting and making best use of the services available.  To consider examples of where this has worked well.	Councillor Richard Leese Councillor Nigel Murphy	Angela Harrington	See September 2013 minutes